



Life Expectancy

Life expectancy has recently been included in the government's health inequalities targets (see below), along with infant mortality (Department of Health, 2001). It is calculated using death rates, but presents the information in a very clear and easily understandable way. Life expectancy is based on an estimate of how long (at birth) a person is expected to live if the current pattern of death rates continues. Due to different mortality experiences of men and women, life expectancy is considered separately for men and women.

Life expectancy in men varies markedly across South Yorkshire and within each of the current health authority areas. The lowest life expectancy is 68 years in Herringthorpe in Rotherham, and the highest is just under 80 years in Ecclesall and Hallam in Sheffield, a difference of 12 years – a major health inequality.

Women, on average, live about five years longer than men. As for men, life expectancy in women varies across South Yorkshire and within each of the local authority areas. However, the lowest life expectancy in women is 74 years in Burngreave in Sheffield, and the highest is just over 85 years in Hallam in Sheffield, a difference of 11 years.

Life expectancy is very strongly linked to deprivation for both men and women, with the lowest being in the more deprived electoral wards and the highest in the more affluent wards.

Reference

Department of Health (2001). *The National Health Inequalities Targets*. Department of Health.

Target

Starting with HAs, by 2010 to reduce by at least 10% the gap between the quintile of areas with the lowest life expectancy at birth and the population as a whole.

Data details

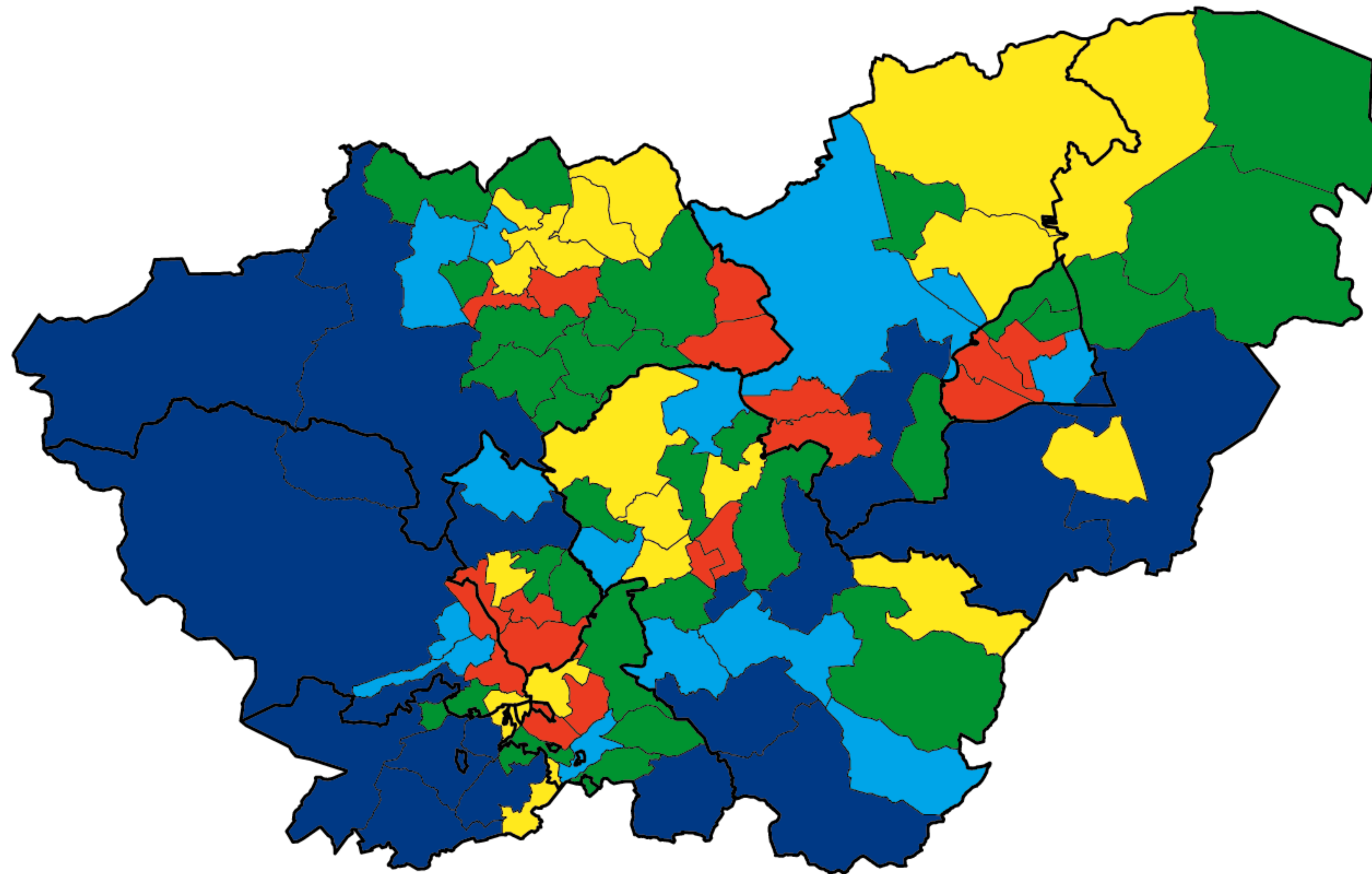
Period: 1997-1999

Source: Trent Public Health Observatory

Other indicators on CD-ROM/web-site

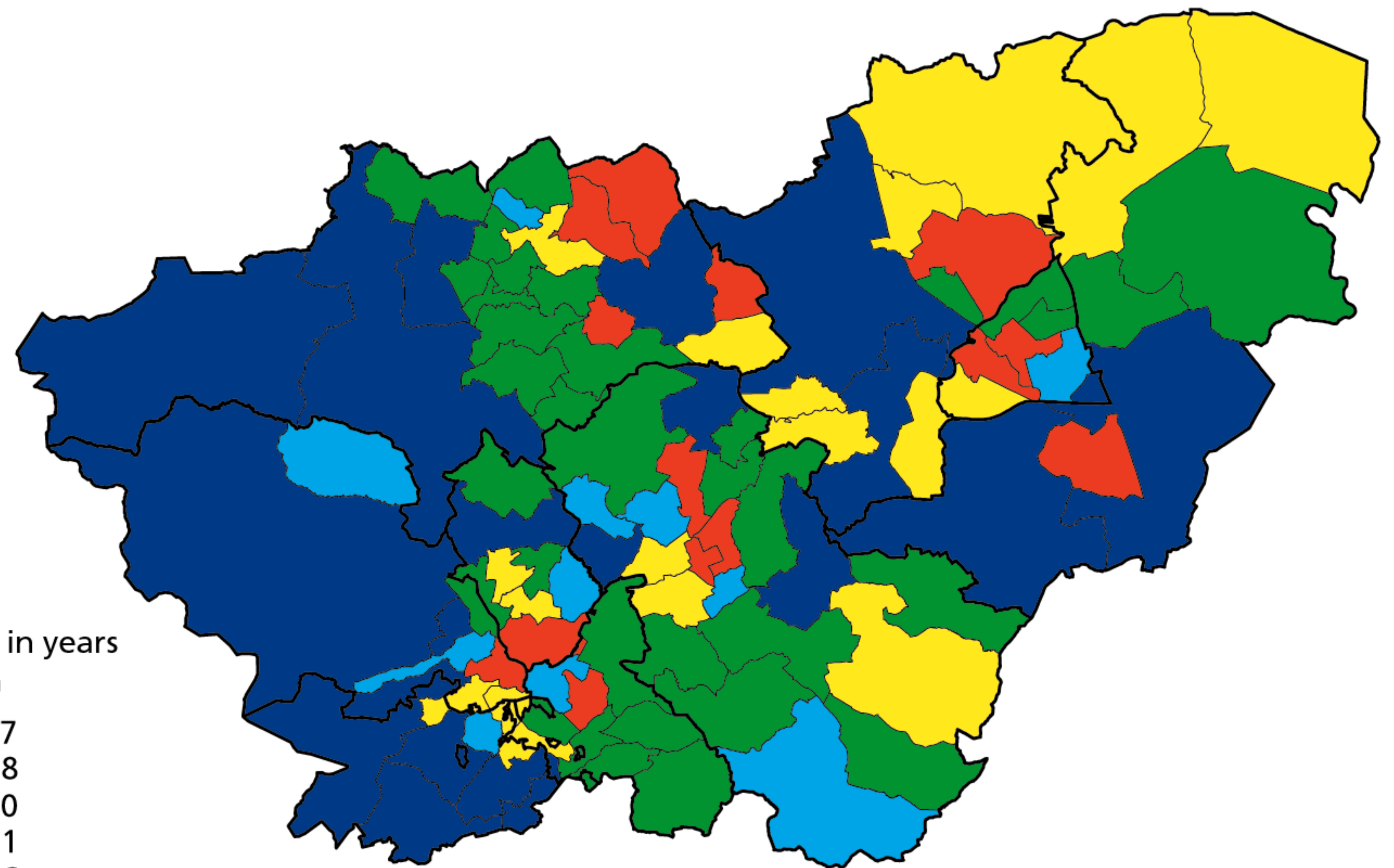
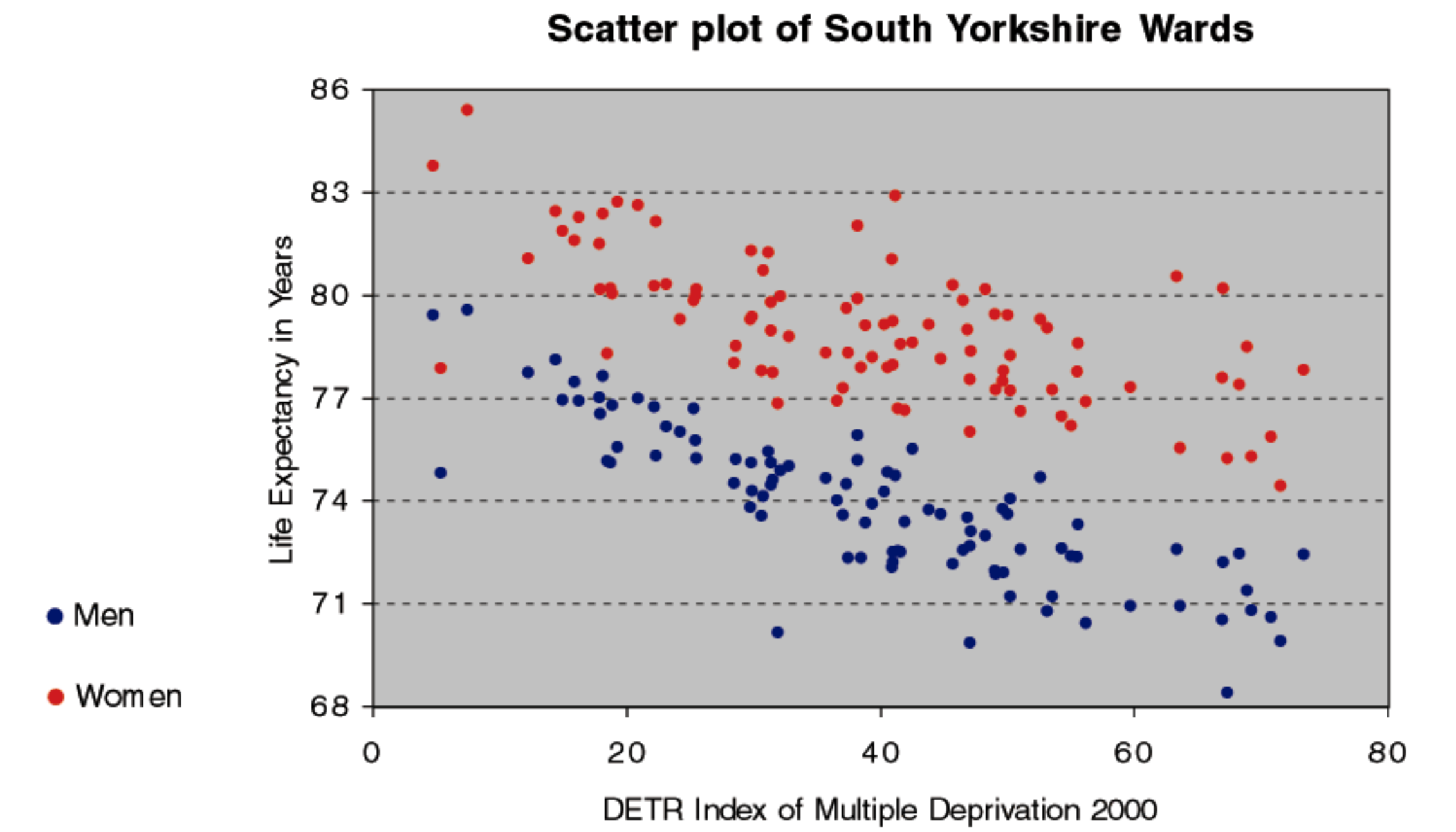
Mortality rates for all causes

Life Expectancy



Life expectancy in years
Men

- 68 to 72
- 72 to 73
- 73 to 75
- 75 to 76
- 76 to 80



Life expectancy in years
Women

- 74 to 77
- 77 to 78
- 78 to 80
- 80 to 81
- 81 to 86

Life Expectancy

Life expectancy in years for ● Men and ● Women



South Yorkshire Wards

